

Sensors

Large variety of sensors designed for optimal patient comfort.



TS-AAW TS-AF TS-AP TS-SA-D TS-F-D

▼ SINGLE PATIENT USE

Adhesive Wrap	Adult > 20 kg	TS-AAW
	Adult, Pediatric, Infant, Neonate	TS-AF
Adhesive	Adult, Pediatric ≥ 20 kg	TS-AP

These references require compatible interconnect cable. Integrated sensors also available.

▼ REUSABLE

Comfort	Adult > 30 kg	TS-SA-D
Classic	Adult, Pediatric ≥ 20 kg	TS-F-D
Wrap	Adult, Pediatric, Infant ≥ 3 kg	TS-W-D
Skin sensitive	Adult, Pediatric, Infant, Neonate	TS-SE-3

GE TruSignal* sensors are intended for use in continuous non-invasive arterial oxygen saturation (SpO₂), pulse rate monitoring and SPI**, to help clinicians in their daily patient care decisions.

** Surgical Pleth Index is to be used for unconscious and fully anesthetized adult (>18 years old) patients during general anesthesia. SPI monitoring can be performed with CARESCAPE* modular monitors and GE SpO₂ technology. SPI measurement site should always be the finger.

References

- Sadhasivam S *et al.* Pharmacogenomics of opioids and perioperative pain management. *Pharmacogenomics*. 2012 Nov;13(15):1719-40. doi: 10.2217/pgs.12.152.
- Ahonen J. *et al.* Surgical Stress Index During Gynaecological Laparoscopy. *British Journal of Anaesth*. 98, 456-461 (2007).
- Struys, MMR F. *et al.* Changes in a surgical stress index in response to standardized pain stimuli during propofol-remifentanyl infusion. *British Journal of Anaesth* 99(3), 359-367 (2007).
- Huiku M., *et al.* Assessment of surgical stress during general anaesthesia. *British Journal of Anaesth* 98, 447-455 (2007).
- Wennervirta J. *et al.* Surgical Stress Index as a Measure of Nociception/Antinociception Balance During General Anesthesia. *Acta Anaesthesiol Scand* 52, 1038-1045 (2008).
- Gruenewald M. *et al.* Influence of different remifentanyl concentrations on the performance of the surgical stress index to detect a standardized painful stimulus during sevoflurane anesthesia. *Br. J. Anaesth*. 103(4), 586-93 (2009).
- Chen X *et al.* Comparison of Surgical Stress Index-guided Analgesia with Standard Clinical Practice during Routine General Anesthesia. A Pilot Study. *Anesthesiology*, 112:1175- 83 2010.
- Chen X. *et al.* Correlation of Surgical Pleth Index with Stress Hormones During Propofol-Remifentanyl Anaesthesia. *The ScientificWorld Journal* Volume 2012, Article ID 879158, 8 pages.
- Bergmann I. *et al.* Surgical pleth index-guided remifentanyl administration reduces remifentanyl and propofol consumption and shortens recovery times in outpatient anaesthesia. *BJA Advance Access published* December 5, 2012.
- J. Kelleher, "Pulse Oximetry", *J. Clin. Monit.*, 5, 37-62 (1989).
- R. Tobin, J. Pologe, P. Batchelder, "A Characterization of Motion Affecting Pulse Oximetry in 350 Patients", *Anesth Analg* 94, S54-S61 (2002).
- The Accuracy of TruSignal SpO₂ Technology During Challenging Patient Conditions. GEHC White Paper January 2012, Ref. DOC1085930 rev2.
- SpO₂ performance in clinical motion conditions Comparison study. GEHC White Paper Sept 2012, Ref. DOC1212731.

GE Healthcare
P.O. Box 900, FIN-00031 GE, Finland
GE Direct United Kingdom: +44 (0)800 0329201

www.gehealthcare.com



GE Healthcare



Spio₂
Faith in Pleth

© 2013 General Electric Company - All rights reserved.

General Electric Company reserves the right to make changes in specifications and features shown herein, or discontinue the product described at any time without notice or obligation. Contact your GE Representative for the most current information.

*GE, GE Monogram, TruSignal and CARESCAPE are trademarks of General Electric Company.

Vital Signs, Inc., a General Electric company, doing business as GE Healthcare.



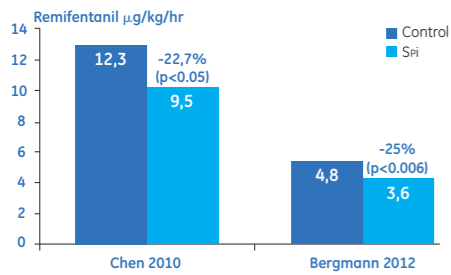
SPI

Nociception Antinociception Balance

SPI (Surgical Pleth Index) reflects the patient's hemodynamic responses to both opioid delivery and surgical stimuli during general anesthesia^{2-6, 8}.

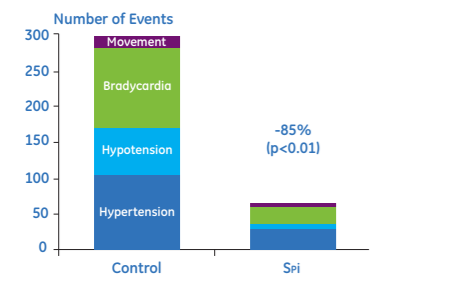
Clinical Evidence

▼ DRUG TITRATION



Combined Hypnosis & SPI monitoring has shown to reduce Remifentanyl consumption by **22.7% to 25%**.^{7,9}

▼ QUALITY OF CARE



Combined Hypnosis & SPI monitoring has proven to reduce the incidence of unwanted perioperative events by **85%**.⁷

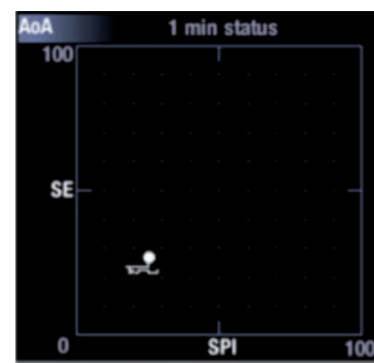
One Sensor, Multiple Parameters

SPI

During general anesthesia, the use of excessive or insufficient analgesic medication may lead to peri- and post-operative adverse events¹.

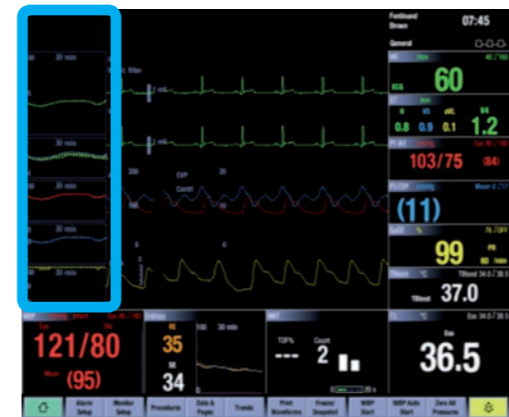
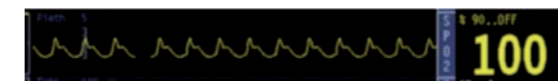


AoA BalView



SpO₂

Assessing a patient's oxygenation level is one of the key elements in helping clinicians develop the best course of treatment for their patients^{10,11}.

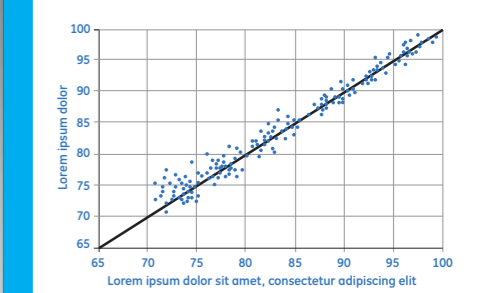


SpO₂

GE SpO₂ has history of innovation for more than 20 years through the legacy of Datex-Ohmeda, and provides Advanced Plethysmographic Technologies.

Accuracy, Reliability, and Performance, even in challenging situations.

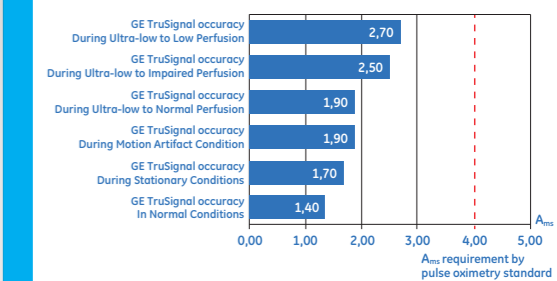
▼ ACCURACY



▼ PERFORMANCE

One of the highest performances for SpO₂ and Pulse Rate¹³.

▼ RELIABILITY



The accuracy of GE Healthcare TruSignal SpO₂ technology exceeds the ISO 9919 standards of four digits, proven in 3 studies¹².

Did You Know?

SPI index is part of the **Adequacy of Anesthesia (AoA)** concept which may help clinicians to assess patient's responses to anesthetic agents, opioids and NMBAs during general anesthesia.

Surgical Pleth Index has shown :

- Significant correlation with surgical stress level^{2,6,8}.
- Significant correlation with remifentanyl amount^{4,6}.
- Better sensitivity to surgical stimuli than HR, BP, or RE⁵.
- Better correlation to opioid amount than HR, PPGA, RE, or SE³.
- No sensitivity to the variation of hypnotic drug amount³.
- GE algorithms apply specific calibration curves based on each sensor's optical characteristics.
- Each GE TruSignal sensor is individually tested and calibrated.
- GE SpO₂ Systems are compliant with the Medical Devices Directive (CE Mark Directive 93/42, Article 12).